

PENN DERM

SKIN BIOLOGY & DISEASES RESOURCE-BASED CENTER



**WINTER
2023**

4 From Bench to Bedside: Personalized Medicine at Penn Derm

8 Penn Cutaneous Pathology: Updates from the 25th World Congress of Dermatology

11 Advancement in Pediatric Dermatology Training

INSIDE THIS ISSUE

TABLE OF CONTENTS

- 3 Chair's Message
- 4 From Bench to Bedside:
Personalized Medicine at Penn
Derm
- 7 Partnering with Penn Dermatology
- 8 Penn Cutaneous Pathology:
Updates from the 25th World
Congress of Dermatology
- 11 Advancement in Pediatric
Dermatology Training
- 12 Alumni Corner
- 13 PASH: Penn Academy for Skin
Health
- 15 Hails and Farewells
- 16 The 23rd Annual Bernard L.
Hohenberg Memorial Lecture
- 18 The 36th Annual Donald M.
Pillsbury Lectureship
- 20 Faculty Awards & Honors
- 21 New Faculty Leadership
- 22 Retirement Announcement: Rudolf
R. Roth, MD
- 23 Welcome: New Dermatology
Faculty and Instructors
- 25 Faculty Promotions
- 26 2023 Pre-Residency Fellows in
Skin of Color Dermatology
- 27 In Memorium: William K.
Sherwin, MD, PhD
- 28 Faculty Directory
- 31 Duhring Lectureship and Grand
Rounds Schedule

THE EFFECT ON THE SKIN OF EMOTIONAL AND NERVOUS STATES

III. THEORETICAL AND PRACTICAL CONSIDERATION OF A GASTRO-INTESTINAL MECHANISM*

JOHN H. STOKES, M.D.
AND
DONALD M. PILLSBURY, M.D.
PHILADELPHIA

Interest in the effect of emotional and nervous states on bodily function has been growing in this country during the past decade to a degree which makes it seem desirable that the literature on the subject as it affects the skin be collected and, when possible, critically summarized. We undertook this task with little realization of the labor and time required for even a partial fulfillment. When our bibliography approached three of the matter alone, it became offered before this association approaches one hundred pages; instead to offer for this occasion eight were planned, dealing with correlations which is thus far: dermatologic relationships. To original observations. We are existing knowledge into a theory. Interest in the gastro-intestinal dermatologic etiology is achieved this country. We ourselves began gastric secretion in eczema preceded us by more than two decades German clinicians. (F

*Submitted for publication, May

*Read at the Fifty-Third Ann

Association, Cleveland, June, 1930.

*From the Department of Der

Medicine, University of Pennsylvania

1. Spilhoff, R.: Beitrag zu c

Urticaria vollkommenen inneren

Schwangen mit besonderer Berücksichtigung des

Gastrointestinalkanals, Arch. f. Dermatol. u. Syph. 99:179, 1908.

2. Ehrmann, S.: Ueber den Zusammenhang der Neurodermitis mit Erkrankungen des Verdauungstraktes und Schwangen der inneren Sekretion, Arch. f. Dermatol. u. Syph. 128:136, 1922. Das Ekzem, in Kiecke, E.: Lehrbuch der Haut und Geschlechtskrankheiten, Jena, Gustav Fischer, 1920.

Copy of the 1930 Article
on Skin and Emotional
States Written
at the University of
Pennsylvania

THE EFFECT ON THE SKIN OF EMOTIONAL AND NERVOUS STATES

III. THEORETICAL AND PRACTICAL CONSIDERATION OF A GASTRO-INTESTINAL MECHANISM*

JOHN H. STOKES, M.D.
AND
DONALD M. PILLSBURY, M.D.
PHILADELPHIA

Did You Know?

While it may now be taken for granted that stress and overall mental wellbeing have a profound effect on the entirety of the human body, Donald M. Pillsbury, MD, Chair of Penn's Dermatology Department from 1945 to 1965, began investigating this interwoven relationship as early as 1930. Bridging the association between these two seemingly disparate conditions with the effects that one's emotional state has on the condition of the gut microbiota, he identified it as a source of local or systemic inflammation. In a 1930 publication, Dr. Pillsbury, along with lead author and then-Penn Dermatology Chair John H. Stokes, MD (1924-1945), explored these associations: *The Effect on the Skin of Emotional and Nervous States: III. Theoretical and Practical Consideration of a Gastro-Intestinal Mechanism* (Arch Dermatol Syphilol. 1930;22:962-93.w). A proposed remedy for this stress-induced inflammation mediated by the gut was the introduction of *L. acidophilus* cultures. The focus on gut health and its implications may only be an Instagram post away from the public's attention now, but it was the research of these two powerhouses of the study of dermatology nearly 100 years ago that continues to influence the work of researchers today, including Elizabeth Grice, PhD, who is currently investigating microbiome interactions of the skin, and the correlating health and disease outcomes.

CHAIRMAN'S MESSAGE



Dear Friends and Colleagues,

With the end of 2023 approaching, I'd like to wish you all Happy Holidays and Health and Happiness in the upcoming year. Our Department's ranking as one of the foremost in the world is a credit to the excellence of our incredible team of faculty, staff, trainees, administrators, and community supporters.

Our Department has contributed significant, cutting-edge discoveries to the field of Dermatology for nearly a century and a half. Join us next year in celebrating the 150th anniversary of our department. Founded by **Louis A. Duhring, MD**, Penn Derm has unceasingly advanced medicine through evidence-based research. We consistently contribute to the growing body of knowledge in the determinants of skin health and disease. We strive to provide a personalized experience to each and every one of our patients. **Thomas Leung, MD, PhD** and **Misha Rosenbach, MD**, highlighted in this issue, exemplify this approach, having identified and investigated the application of precision medicine to the treatment of Sweet Syndrome.

Many of our globally-esteemed dermatologists and dermatopathologists recently attended the 25th World Congress of Dermatology (WCD) in Singapore. This conference serves as a platform for the presentation of advances in the field. The meaningful connections fostered by our Penn attendees at this conference are a testament to the importance we place on being part of the international dermatology community.

In June of this year, we held our 23rd Annual Bernard L. Hohenberg Memorial Lecture, where **Millicent Sullivan, PhD** served as the keynote speaker. Dr. Sullivan spoke on her work in extracellular matrix-inspired strategies for gene therapy in regenerative medicine, aligning with the Lecture's goal to promote research in wound regeneration. We also held our 36th Annual Donald M. Pillsbury Lectureship in May to honor Dr. Donald M. Pillsbury, a former Chairman of our department. **M. Peter Marinkovich, MD** spoke on his work on gene therapy for epidermolysis bullosa, which is explained in further detail in this issue.

On the education front, we have partnered with The Children's Hospital of Philadelphia (CHOP) to offer a combined Peds-Derm residency track that you can read about in this issue. We also spotlight Penn Dermatology alumnus **Warren R. Heymann, MD, FAAD**, who has been educating us for decades.

Please welcome our new Dermatology faculty members and instructors and note the highlighted promoted faculty and new faculty leadership of 2023. We also highlight **Dr. Rudy Roth's** retirement and acknowledge the passing of **William K. Sherwin, MD, PhD**, a previous resident and volunteer attending for many years.

The success and achievements of Penn Dermatology are a direct result of the commitment to excellence of our faculty and trainees, and the dedicated administration and staff who support our patients and broader Philadelphia community. Our ability to innovate depends on NIH grant funding, philanthropic support, cutting-edge research technology and modern clinical facilities. We depend on and value our network of high-achieving residents and trainees, and look forward to their continued engagement.

Please enjoy reading this issue of the Penn Derm Newsletter and I wish you all the best for a loving, healthy, and peaceful holiday season.

Sincerely,

A handwritten signature in blue ink, which appears to read "George Cotsarelis". The signature is fluid and cursive.

George Cotsarelis, MD
Milton B. Hartzell Professor and Chair

FROM BENCH TO BEDSIDE: PERSONALIZED MEDICINE AT PENN DERM

Personalized medicine, also known as precision medicine, tailors clinical interventions to the individual patient based on their predicted response or risk of disease and represents the next frontier in medical practice. Two members of our department's faculty, **Thomas Leung, MD, PhD**, and **Misha Rosenbach, MD**, partnered to bring this crucial new technology to dermatology patients. While Penn Dermatology is fortunate to have a wide variety of resources to aid faculty members in their research endeavors, philanthropic efforts are often needed to accelerate progress.

Historically, clinicians diagnose a patient with a disease and prescribe treatments with a 'one size fits all' approach. In 2003, the Human Genome Project completed the first sequencing of the human genome. This reference atlas offered scientists and physicians a way to map individual patients with the hope of finding biomarkers and more efficient treatments. Dr. Leung notes that personalized medicine is "a new frontier that we're still trying to figure out how to use effectively. There is a lot of heterogeneity among human beings and [it is like] trying to find a needle in a haystack. Even if you can define the haystack, you still have to find the needle, and that can require a lot of work."

In their recent research article "Identification of a neutrophil-specific PIK3R1 mutation facilitates targeted treatment in a patient with Sweet syndrome," Drs. Leung and Rosenbach leveraged personalized medicine to successfully treat a patient with chronic Sweet syndrome. Sweet syndrome, also known as acute febrile neutrophilic dermatosis, is a rare skin condition that causes a patient's white blood cells to target and attack their own skin, resulting in acute symptoms such as fever, headaches and leukocytosis. Prior to the new treatment, the patient was hospitalized four times in the preceding two years due to both the disease itself, and serious corticosteroid-related complications associated with a broad-acting approach to managing the condition.

After confirming the diagnosis of Sweet syndrome, Drs. Leung and Rosenbach examined the patient's skin and neutrophils through whole-genome sequencing, transcriptomic profiling and cellular assays.

Dr. Leung explains their personalized approach to determining the cause of the patient's refractory reaction to standard treatment:

"Skin offers a unique opportunity to examine diseased tissue directly, and we can use unaffected skin as an ideal control. Whole genome sequencing identified the potential mutation in this patient, and we used molecular biology to functionally test the mutation and to identify a treatment. Using this treatment, she is off corticosteroids and her disease dramatically improved to the point where she's living a normal life again."
-Dr. Leung

Ultimately, the study identified a PIK3R1 gain-of-function mutation in the patient's neutrophils that is the basis of her disease. This is the first signaling pathway that has been identified in the pathogenesis of Sweet syndrome. "Now we [want to] ask: 'Do all Sweet syndrome patients have a mutation in this pathway? Is this pathway involved in other, related diseases (such as pyoderma gangrenosum)?" explains Dr. Leung. This was the ultimate example where molecular analysis using multiple technologies helped identify an effective therapy for a difficult-to-treat patient as well as uncover a new understanding of disease pathogenesis.

Drs. Leung and Rosenbach are using this approach for other skin diseases, with a focus on granulomatous skin diseases and sarcoidosis. Sarcoidosis is an inflammatory, multisystem disease that causes symptoms including fatigue and disfiguring skin lesions. Clinicians often call sarcoidosis, "the great imitator" because its presentation can be so varied. There are no diagnostic tests or targeted treatments for sarcoidosis. In the US, the disease disproportionately impacts Black patients.

Drs. Leung and Rosenbach collected skin and blood from sarcoid patients and used single-cell gene expression technologies. Single-cell sequencing and spatial transcripto-

mics are new cutting-edge platforms that allow researchers to analyze how individual cells are responding within a tissue sample. This allows investigators to look at all possible cell types and their role in disease pathogenesis. Their analysis revealed that innate lymphoid cells, a new type of immune cell not known to be involved in sarcoidosis, is recruited specifically to sarcoid granulomas. Moreover, these cells used a specific receptor, CXCR4, to migrate from the blood into skin. These discoveries are impactful in multiple ways. (1) They may have identified a circulating biomarker for sarcoidosis diagnosis; this would help speed up diagnosis and allow patients to be treated sooner. (2) They found that ILC1 levels changed based on treatment status. Monitoring sarcoidosis disease activity currently requires serial imaging scans exposing patients to risks of cumulative radiation exposure. These scans are necessary to determine when to stop immunosuppression with oral corticosteroids. A blood test to assess disease activity would also help optimize patient treatment and minimize exposure to the significant side effects of oral corticosteroids. Drs. Leung and Rosenbach are gearing up for a clinical trial to prospectively follow sarcoidosis patients, measure ILC1s in blood, and quantitatively grade multiorgan disease activity to test the clinical applicability of their results. (3)

CXCR4 inhibitors are already FDA approved and used in the clinic for bone marrow transplantation and off-label treatment of rare genetic diseases. This discovery suggests that dermatologists could potentially repurpose CXCR4 inhibitors as a new treatment for sarcoidosis. Dr. Leung notes that the practice of “repurposing medicines allow [clinicians] to bypass the 10-year history of getting a drug into the clinic. We already know the drug’s safety profile.” These efforts are on the cusp of helping the clinical team adjust treatment approaches for patients with related diseases, such as necrobiotic xanthogranuloma, granuloma annulare, and immunosuppression-associated granulomatous dermatitis as well.

Support from the Penn Dermatology Department and its benefactors contributed to Drs. Leung and Rosenbach’s ability to investigate these complex cases using personalized medicine. According to Dr. Rosenbach, **George Cotsarelis, MD**, Chair of Penn Dermatology and Milton B. Hartzell Professor, “has supported that vision with an investment in making tools available to all of our faculty that help them to succeed by removing some hurdles and roadblocks.” Dr. Cotsarelis seeks to promote synergy between clinicians and scientists to make transformative discoveries; this includes

1-day department retreats for faculty members to learn about each other’s interests and to identify opportunities for collaboration. Per Dr. Leung, “These retreats were instrumental for me to learn about Misha’s interests in Sweet Syndrome and granulomatous diseases.”



(Standing, Left to Right):
*Thomas Leung, MD, PhD, and Misha Rosenbach, MD,
depict their research on Sweet Syndrome.*

Other vital faculty members who laid the groundwork for these successes include **William D. James, MD** and **Victoria Werth, MD**. Dr. James mentors multiple faculty members and trainees throughout the department and cares for patients diagnosed with Sweet syndrome. Dr. James cared for the Sweet syndrome patient who was the focus of this research for many years. The entire inpatient consultative dermatology team has helped identify cases and collect specimens from patients with Sweet syndrome and related diseases. Dr. Werth created the concept of combined medical dermatology training programs – instituted both at Penn and across the field of Dermatology - which “were designed to train people to take care of sicker patients in dermatology,” states Dr. Rosenbach. Each of these faculty members, and many more, play a key role in achieving innovative treatments with personalized medicine, further supporting the collaborative and intertwined projects within Penn Dermatology.

Equally vital to Drs. Leung and Rosenbach’s research are their philanthropic investors. Among these donors, the biggest sources of funding came from the Berstein and Siegel families. Penn Medicine News recently highlighted the Berstein family in an article about Drs. Leung and Rosenbach’s research. They became donors in 2015 after Joan Berstein became an advocate for patients with Sweet

Syndrome. The Siegel family have been generous supporters of Penn as a whole, and have been long-standing supporters of Dermatology and research into sarcoidosis and other complex medical dermatological diseases. Dr. Rosenbach stressed the importance of having enough funding for their research endeavors: “One of the things that philanthropic investment gives is more unrestricted funding to support early stage work that then lays the foundation for obtaining future grants. I don't think we could have done most of what we've already done without the funding to hire the right personnel, get the correct equipment and reagents in the lab and have research coordinators in the clinic.”

It is difficult for researchers to find investors who will support new research projects and efforts. Dr. Rosenbach notes that this issue derives from investors wanting to support existing research endeavors and projects: “It's hard to do very innovative work because if you come up with something that's out of left field, [investors] want something that slowly builds on existing things. Usually, that is associated with projects that scientists are already working on. Basic scientists have a very tight timeline to achieve success in terms of papers and publications so grants are usually focused in one narrow area.”

Another challenge to utilizing data from personalized medicine is the clinical heterogeneity among humans. While reviewing the data for both studies, Drs. Leung and Rosenbach found they could not analyze the information as fast as they initially hoped. This, in addition to restrictions caused by COVID-19 protocols, resulted in the Sweet syndrome study taking nearly three years to complete. Dr. Leung notes that an investment in more lab personnel could have significantly expedited the timeline for both studies: “While part of the delay in the Sweet Syndrome was setting up the infrastructure to get the samples into the lab, the current bottleneck is data interpretation. With these large datasets, we need to invest in people to thoughtfully interrogate the data and to perform the follow-up experiments.”

Drs. Leung and Rosenbach intend to double-down their efforts by hiring more scientists and collaborating with more clinicians. New research techniques, such as single-cell spatial transcriptomics, may help speed up analysis beyond its current capability. With these new developments, Dr.

Rosenbach notes the possibility for personalized medicine to become a regularly used treatment option for skin-based conditions and diseases. “For high functioning academic medical centers, [personalized medicine] is a reality that is going to be more commonplace in the next 10 years. It's probably still at its early stage in 2023, but by 2033, personalized medicine will be a very commonplace treatment option at the top ten medical centers in the country,” explains Dr. Rosenbach.

When questioned about their long-term goals for their research, Dr. Leung expressed their desire to “start a Center for Personalized Dermatology medicine at Penn. We are ready to launch a Dermatology Discovery and Diagnostics program – and we would love to find someone to help sponsor this center so we can increase the number of people and the number of samples that we can process or analyze concurrently because [using personalized medicine] takes a lot of resources.”

The focus on such a center would be to identify patients with rare, poorly understood, inflammatory skin disease, who lack safe, effective, or approved treatments, and enroll them in this program to lead to a personalized-medicine treatment approach. The infrastructure in place can be rapidly adapted and applied to novel disease phenotypes. We could compare the signaling pathways in their affected versus unaffected skin, identifying targets that are amenable to therapeutic intervention as well as look for genetic mutations that may explain their disease pathology. We would replicate the success of the patients mentioned above: application of an existing, available therapy, whose safety profile is well known, to narrowly treat the disrupted pathway in a disease that lacks available therapeutics. This could revolutionize patient care, leading to more targeted, more effective, better-tolerated treatments aimed specifically at their individual disease.

To learn more about Dr. Leung's research, you can view his laboratory page [here](#). To learn more about Dr. Rosenbach's research, you can see his faculty profile [here](#). To learn more about ways to contribute to Penn Dermatology's research, please contact Karleigh Rose Pettit at karleigh@upenn.edu.

PARTNERING WITH PENN DERMATOLOGY

Penn directs the field of dermatology forward through personalized care and therapeutic advances. The Department of Dermatology works continuously to develop new techniques and therapies through research and to educate the next generations of outstanding physicians and researchers. To maximize our expertise and potential, improvements to our research infrastructure are required. Basic, translational, and clinical research activities are the hallmark of our clinical care and patient outcomes. With significant philanthropic investments, the Department will continue addressing pressing medical challenges in dermatologic care and will be instrumental in improving diagnoses, new surgical techniques, and quality of life. Lastly, offering the best multidisciplinary care for our patients remains a top priority.

Department of Dermatology Fundraising Priorities

Pilot Research Projects

Honoring Leaders

As the oldest dermatology department in the country, Penn Dermatology has been shaped by many great leaders whose legacies live on through their scientific breakthroughs. Established in 1874 by Dr. Louis Duhring, Penn Dermatology follows the traditions of many great 19th and 20th century physician-researchers who work collaboratively and across disciplines, such as with the school of engineering. As a contributor to pilot research projects in cutaneous regeneration, Penn investigators gain the ability to impact patients worldwide with novel approaches to skin diseases, innovative treatments, and potential for cures.

Fellowship Training Programs

Supporting New Investigators

Penn Dermatology's training programs attract the most outstanding candidates, developing leaders in dermatologic research, academic, and clinical dermatology. Funds directed toward fellowship training programs guarantee Penn Dermatology's long tradition of educating exceptional scientists and physicians.

Endowed Professorships

Rewarding Innovation

Supporting the work of Penn's physician-scientists is one of the highest priorities. Endowed professorships in investigative dermatology provide Penn Dermatology with the ability to retain and attract exceptional faculty. Penn's preeminent dermatologists and researchers consistently receive recognition for excellence in patient care, research discoveries, and education. Endowed professorships are instrumental to the Department's faculty and their important work.

Community Education Fund

Inspiring the Next Generation

Penn Dermatology is committed to serving youth in the Philadelphia community. Through programs like the Penn Academy for Skin Health (PASH), high school students are offered an invaluable STEM experience - working side-by-side with our nationally renowned experts in the laboratory, as well as participating in college workshops.

Private philanthropy meets funding needs not covered by government grants or insurance reimbursements. Your donation enables us to break new ground and to improve upon existing therapies.

Philanthropic gifts of all sizes to support our research, educational, and clinical endeavors are greatly appreciated. Naming opportunities within the Department begin at the \$25,000-level. Additionally, any gift can be given outright, through a planned giving vehicle, or can be structured to be paid over a 5-year period.

For more information about partnering with Penn Dermatology, please contact **Karleigh Rose Pettit**, Senior Director of Development, at **(215) 898 - 9931** or **karleigh@upenn.edu**.

PENN CUTANEOUS PATHOLOGY: UPDATES FROM THE 25TH WORLD CONGRESS OF DERMATOLOGY

At Penn Cutaneous Pathology Services, we believe that through our commitment to education and research, we can promote positive change and improve patient outcomes. We are committed to sharing our journey with you as we collectively advance the field of dermatology.

Our dermatopathologists consistently enhance their knowledge through active participation in conferences while also serving as educators through lectures and presentations. Over the summer, our dermatopathologists were pleased to be a part of the 25th World Congress of Dermatology (WCD) in Singapore. The WCD plays a crucial role in advancing dermatological knowledge and improving patient care on a global level. This distinguished event fosters collaboration among experts, facilitates the exchange of new ideas, and highlights the latest innovations in dermatology and dermatopathology. We are eager to highlight some of the groundbreaking research and presentations that our team showcased at the WCD.

Dr. Carrie Kovarik: Bartonella, Teledermatology, and Global Health

Dr. Kovarik reflects on her contributions to the 25th World Congress of Dermatology:

Spotlight on Bartonella Infections

The complexities of Bartonella Infections took center stage during our "Bacterial infections" session. With a multitude of presentations highlighting complex clinical cases from around the world, this session underscored the need for early diagnosis and appropriate management.

Teledermatology: A Revolution in Dermatologic Care

The session on "Digital Dermatology and Artificial Intelligence" cast a spotlight on the vast potential of teledermatology in the post-COVID era. With the promise of wider patient access and optimized resource allocation, the technological frontier is ripe for exploration and innovation.

Fostering Global Dermatological Excellence with GLODERM

Beyond the talks and sessions, a significant highlight for Dr. Kovarik in Singapore was embarking on a new mentorship role within the International Alliance for Global Health Dermatology, or GLODERM. GLODERM is dedicated to promoting skin health worldwide by improving access to care, training, advocacy, capacity building, clinical services, and research. GLODERM's commitment to Global Health Dermatology and its mission to foster a community passionate about advancing skin health in resource-limited settings has always been in synchrony with Dr. Kovarik's vision, and she has been associated with GLODERM from its inception. The Mentorship program is central to GLODERM's mission. It is a 12-month initiative where experienced professionals are paired with aspiring global health dermatologists. The goal is to transfer knowledge, sharpen skills, and mold the next generation of leaders who will champion dermatologic care in underserved areas.



Dr. Kovarik also had the pleasure of meeting her mentee, Dr. Phuong Nguyen, as pictured on the left. Based in Vietnam's HCMC Hospital of Dermato-Venereology, Dr. Nguyen's dedication as a dermatologist and educator is admirable. As the two embark on this mentor-mentee journey, their shared interests in global health, dermatopathology, and teledermatology lay a promising foundation for fruitful collaboration. Through this program, they hope to amplify the reach of dermatologic care in Dr. Nguyen's community.

Dr. Emily Chu: Oncodermatopathology

Dr. Emily Chu spoke about “Emerging Reactions to Novel Oncologic Therapies” in the Global Severe Cutaneous Adverse Reactions Forum held at Singapore General Hospital on July 3, 2023. She discussed clinical and histopathologic features of cutaneous eruptions related to newer targeted therapies including mogamulizumab, enfortumab vedotin, as well as CAR T-cell therapy. During the World Congress, Dr. Chu chaired a session entitled “Drug Reactions: Interference with Signaling Pathways”, which featured colleagues from the United Kingdom and Japan, as well as former Penn dermatopathology fellow Dr. Cuong Nguyen (now a faculty member at Northwestern University). During this session, Dr. Chu also gave a talk about her work detailing clinical-pathologic correlation of cutaneous immune therapy-related adverse reactions. Lastly, Dr. Chu spoke about clinical indications for use of BRAF and MEK inhibitors within oncology and dermatology in the session “New therapies in dermatology oncology” chaired by Dr. Ellen Kim from Penn Dermatology.



Dr. Emily Chu with Dr. Suthinee Rutnin, a former international dermatopathology fellow at Penn.

Dr. Adam Rubin: Nails and Nail Disorders

At the World Congress of Dermatology meeting in Singapore, Dr. Adam Rubin was the chair of two sessions ((SY29B) Nails and Nail Surgery – Nail Diseases I, and (FC34) Nail Disorders), and also delivered two lectures. In the first lecture titled “Nail Biopsy Techniques and Handling of Nail Specimens (From Operating Theater to Lab)”, Dr. Rubin demonstrated optimal surgical techniques for obtaining ideal specimens from the nail unit. This included nail unit punch biopsies, the matrix shave technique, longitudinal nail unit excisions, as well as en bloc excision of the nail unit. Dr. Rubin explained how to optimally gross different types of specimens, and the techniques our lab has employed to create excellent quality slides. A key message is that communication between the nail surgeon and laboratory staff is integral to the process, and having protocols in place can ensure that the patient ultimately receives the most accurate diagnosis. The second lecture delivered by Dr. Rubin was titled “Nail Unit Psoriasis: Clinicopathologic Correlations and Therapy”, which described the key clinical and histopathologic features of nail unit psoriasis, and how the two correlate. For example, nail pitting develops when there is psoriasiform dermatitis affecting the proximal nail matrix epithelium, and as the nail plate grows, parakeratotic cells can fall off the surface of the nail plate altogether causing the clinical feature of nail pits. Such features of pitting may be observed in nail clippings. Other features of nail psoriasis can be seen in nail clipping samples, including hyperkeratosis, serum, and neutrophilic inflammation. Therapy for nail unit psoriasis is complex, as there are many medications to choose from, including topical medications, intralesional injections, and many new biologic agents, as well as traditional oral therapies. Multiple studies have shown that the most effective biologic medication for nail psoriasis available is ixekizumab. However, other nail psoriasis medications are certainly effective. The choice of which medications to use and in which combination depends on a variety of factors including patient preference, availability of medications, potential comorbidities, insurance coverage of medications, as well as others.



Dr. Adam Rubin giving a lecture at the World Congress of Dermatology.



Penn Dermatology faculty and friends gather at the World Congress of Dermatology Meeting in Singapore

Our presence at this global gathering represents a significant milestone in our ongoing mission to contribute to advancing the field of dermatology and dermatopathology. These endeavors at the 25th WCD epitomize the evolution and diversity of dermatology. From delving deep into infections to embracing technology and nurturing the next generation, our shared mission of enhancing skin health remains unyielding.

Penn Cutaneous Pathology Services Presents

FREE VIRTUAL

DERMATOPATHOLOGY RESIDENT REVIEW COURSE

**FEBRUARY 10, 2024
9 AM EST**

REGISTER HERE



Questions?
Please contact:
Megan.Kilkenny@pennmedicine.upenn.edu

 Penn Medicine
Dermatology

ADVANCEMENT IN PEDIATRIC DERMATOLOGY TRAINING

It is an exciting time for Pediatric Dermatology at The Children's Hospital of Philadelphia (CHOP). The field of pediatric dermatology is ever-evolving, demanding constant learning, adaptation, and a profound dedication to child-centric care. Recognizing the significant need for advanced specialists in pediatric dermatology care, CHOP has a top-tier Pediatric Dermatology Fellowship program where we train two outstanding fellows per year. Every fellow is ensured personalized mentoring, access to a vast array of cases, and an environment conducive to instilling both clinical and research skills. Despite the small applicant pool for pediatric dermatology fellowship programs, as a major contributor to our pediatric dermatology workforce, CHOP has filled, for over a decade, both fellowship positions nearly every year.

CHOP has one of the most robust outpatient clinics and inpatient consultative services in the world. CHOP fellows gain experience not only in the medical aspects of care but also refine their procedural skills, including laser surgery, in the pediatric population. We offer multidisciplinary clinics in epidermolysis bullosa, vascular anomalies, pigmented lesions, allergy/immunology/dermatology, polycystic ovarian syndrome, diseases of immune dysregulation, and a recently added rheumatology-dermatology clinic.

Along with superior training from ten dedicated faculty (including our Pediatric Dermatopathologist), what truly sets this fellowship apart is its vision for its graduates. CHOP isn't just training pediatric dermatologists; it is molding the future leaders of pediatric dermatology. The program emphasizes real-world experience and hands-on practice, ensuring that every fellow is well-equipped to face the challenges of an academic practice setting.

Alumni of the program stand as a testament to its success. Many have chosen to continue their academic pursuits at CHOP, contributing to its legacy and enriching the hospital's offerings. Beyond CHOP's walls, graduates are making waves in the broader medical community, occupying leadership roles in

various pediatric dermatology forums and departments around the country.

For those looking to not just learn but also lead in the world of pediatric dermatology, CHOP's fellowship offers a pathway that's as challenging as it is rewarding. At the heart of Philadelphia, the program promises top-tier training and a community of like-minded professionals dedicated to advancing the field for the benefit of our youngest patients.



Current CHOP Pediatric Dermatology Fellows:
Robert Duffy, MD, and Robert Smith, MD (left to right)

Finally, to address the small pool of fellow applicants applying to pediatric dermatology fellowships, the Section of Dermatology at CHOP has partnered with Penn Medicine's Department of Dermatology at the University of Pennsylvania to create a newly combined PGY 1-4 Pediatric Dermatology focused residency track.

This new track includes a PGY 1 pediatric internship year at CHOP, and a PGY 2-4 dermatology residency position (with additional time dedicated to pediatric dermatology training throughout the 3-year dermatology residency, including the development of a pediatric dermatology outpatient continuity clinic starting as early as the PGY 1 year). Graduates will board in Dermatology, and we expect that most graduates of this program will go on to a pediatric dermatology fellowship and careers in academic pediatric dermatology.

ALUMNI CORNER

Where Penn Derm Alumni share their stories.

IN THE SPOTLIGHT

WARREN R. HEYMANN, MD, FAAD



Dr. Warren R. Heymann received his MD degree from the Albert Einstein College of Medicine (1979), completed an internship in Internal Medicine at NYU/Bellevue (1980), a residency in dermatology at the Albert Einstein College of Medicine (1983), and a fellowship in dermatopathology at the University of Pennsylvania (1985). He is board certified in dermatology, dermatopathology, and pediatric dermatology. He has been affiliated with the Cooper Medical School of Rowan University since 1986, where he is currently a Professor of Medicine and Pediatrics and Head of the Division of Dermatology. He is also a Clinical Professor of Dermatology at the Perelman School of Medicine of the University of Pennsylvania, and serves as a Director of the American Board of Dermatology. Dr. Heymann is the editor of DermWorld Insights & Inquiries.

Want to share your story? Visit us at our new website dermatology.upenn.edu/alumni/, email us at PennDermAlumni@uphs.upenn.edu, follow us on Instagram [@PennDerm](https://www.instagram.com/PennDerm), and join us on [Facebook](https://www.facebook.com/PennDerm). Check out our monthly Spotlight featuring fellow PennDerm alumni and current faculty research. We look forward to hearing from you.

PASH

Penn Academy for Skin Health

“Every Friday night, I would look forward to my Saturday mornings going to PASH, which filled me with excitement and made me feel one step closer to achieving my dream of becoming a doctor...”

When I put on my lab coat and step foot into the lab, I feel like I'm stepping into my future.”

In March, Penn Dermatology hosted the Penn Academy for Skin Health (PASH) for its seventh consecutive year. Sponsored by the University of Pennsylvania's Skin Biology and Diseases Resource-Based Center (SBDRC) research grant, PASH introduces local Philadelphia high school students to clinical dermatology, laboratory techniques, and epidemiology. This year, 71 local students applied for the program, marking the largest applicant pool in PASH's history, a sign of its growing popularity. From these candidates, a diverse group of twelve students were selected to participate in the program, from ten Philadelphia public and charter schools.

The PASH program has been dedicated to empowering individuals in underserved communities and providing them with opportunities to pursue careers in medicine. In a June

2022 survey, over a third of PASH alumni indicated that they are pursuing or have pursued undergraduate STEM majors, graduate degrees or medical degrees. These numbers clearly demonstrate the impact PASH has made for local high school students through its introduction to dermatology and skin-based research.

Balsam Adam, a student from the latest PASH cohort, recounted, “Every Friday night, I would look forward to my Saturday mornings going to PASH, which filled me with excitement and made me feel one step closer to achieving my dream of becoming a doctor. Throughout these four weeks, I have learned so much in biology and about skin health... When I put on my lab coat and step foot into the lab, I feel like I'm stepping into my future.”

For four consecutive Saturdays, PASH students engaged in basic dermatological research and laboratory techniques. During their first session, students collected microbes from their hands and an item they commonly touched, such as their cell phone. They then streaked these microbes onto bacterial plates and incubated the samples overnight. The following session, they amplified their bacterial DNA by adding single colonies to their PCR mix, and these samples were then sent for sequencing. The third week, students uploaded these sequences into Basic Local Alignment Search Tool (BLAST) to identify the microbes found on their skin and other objects. During other laboratory sessions, students learned about mouse mutants and transgenics, 2-photon microscopy, and laser-capture microdissection.

The clinical curricula exposed students to normal and diseased skin biology. They prepared and stained human clinical samples, and in the program's final session students used all they had learned in a role-play exercise called “Diagnose the Disease!” During the experience, students determined a patient's skin disease based on patient history and clinical images. Yacine Sow, a current medical student and former Pre-Residency Fellow in Skin of Color Research under Susan C. Taylor, MD, helped facilitate this session. She found that the “students were confident and thorough problem solvers who showed excitement about science and medicine.”

PASH also offers participants the opportunity to apply for 6-week Summer Research Internships through the Office of Outreach and Education, directed by Jamie Shuda, EdD. These paid internships allow students to work alongside mentors to support laboratory research in the Dermatology Department, Institute of Regenerative Medicine (IRM) and Penn Center for Musculoskeletal Disorders (PCMD). The students accepted for summer internships also participated in the Penn Dermatology Early Cutaneous Research Experience (ECuRE) seminar series and college and career preparation activities through OER. This year 11 of the 12 PASH 2023 students were accepted to the OER program, and a 2022 intern returned for a second summer. The PASH interns are sponsored by the Department of Dermatology, Penn SBDRC, and the [Ruth Gottlieb Research Opportunity Fund](#), which supports the stipends of underrepresented minorities interested in laboratory research.



Top Left: Students photographed participating in lectures.
Bottom Left and Right: Students seen in action in the labs pipetting!

The opportunities that PASH affords to local high school students would not be possible without the participation and dedication of Penn Derm trainees, staff and faculty, of which more than twenty dedicate their time. PASH offers department trainees an opportunity to serve as mentors to the next generation of skin researchers. Dr. Jamie Shuda is a proponent of this “near peer” mentoring approach, as she has found that high school students more readily identify and engage with mentors that are closer in age and experience. According to Donna Brennan-Crispi, PhD, a Senior Research Investigator and Associate Director of Basic Research, “providing opportunities for current trainees to serve as mentors to younger trainees is part of Penn Dermatology’s training initiative to closely integrate our various training programs. It also serves as part of our continuous pathway of mentorship through a researcher’s career.”

Our trainees have expressed a sense of fulfillment from serving as mentors, and their involvement in the program. Jordan Harris and Ellen White, both MD/PhD candidates from the Grice lab, volunteered as PASH lab coordinators. Together, they prepared experiments for the program’s weekly sessions and organized and trained student volunteers to work with the PASH students. Ellen enjoyed overseeing the students’ growth throughout the course of the program. “It’s very rewarding to see how much the students learn and gain confidence in the lab and during lectures. Many of the PASH students are now doing summer research in the Department. This longitudinal experience will be really valuable for their future pursuits,” shared Ellen. Jordan noted, “It is incredible to see how motivated and excited the PASH students are to learn and get involved with research. Seeing [the students] become full-fledged members of research labs during their summer research experience is one of the greatest forms of fulfillment I can imagine.”

To support PASH, donations can be made through [Penn Dermatology’s Community Education Fund](#).



Hails and Farewells

Hail to our incoming residents and fellows:



TRAVIS BENSON, MD

Harvard Medical School
BIDMC-Signature Healthcare TY



CAITLYN MYYRDAL, MD

The University of Arizona
*Aurora St. Luke's Medical Center,
Milwaukee, WI*



OLAF RODRIGUEZ, MD

**Perelman School of
Medicine, University of
Pennsylvania**
*Hospital at the University of
Pennsylvania*



RONALD BERNA, MD

**Perelman School of
Medicine at the University
of Pennsylvania**
Pennsylvania Hospital



CAROLINE SNOWDEN, MD

**Washington University in St.
Louis**
*University of Chicago-
NorthShore*



CORINNE RAUCK, MD

**University of Cincinnati
College of Medicine**
*Hospital at the University of
Pennsylvania*



SUNG KYUNG CHO, MD

**University of Texas
Southwestern**
*Hospital of the University of
Pennsylvania Med-Derm*



THOMAS VASQUEZ, MD

**Florida International
University Wertheim
College of Medicine**
*Hospital of the University of
Pennsylvania*



DANIEL LEWIS, MD

Baylor College of Medicine
*Hospital at the University of
Pennsylvania*



SARA CHOI, MD

**Boston University School of
Medicine**
Pennsylvania Hospital



BRITNEY WILSON, MD, MS

Rutgers
*Massachusetts General Hospital-
pediatrics*



HANNAH MUMBER, MD

**University of Texas
Southwestern**
Cohen Children's Medical Center



LINDA ZHOU, MD

**Perelman School of
Medicine, University of
Pennsylvania**
Pennsylvania Hospital



ROBERT SMITH, MD

**Perelman School of
Medicine at the University
of Pennsylvania**
*Hospital of the University of
Pennsylvania*

CHOP PEDIATRIC DERMATOLOGY FELLOWS



ROBERT DUFFY, MD

**Cooper Medical School of
Rowan University**
Cooper University Health Care

DERMATOPATHOLOGY FELLOWS

RESIDENTS

Future Endeavors of Our Graduating Residents & Fellows:

Katherine Ayode, MD, PhD: Joined Propath in Dallas, TX

Juliana Berk-Krauss, MD: VA Long Beach Healthcare System; University of California - Irvine

Sara Choi, MD: Penn Dermatology Resident

Victoria Fang, MD, PhD: Postdoctoral Fellow and Clinical Instructor at Penn Dermatology

Stephanie Florez-Pollack, MD: Joined Complete Dermatology, Houston, TX

Daniel Lewis, MD: Micrographic Surgery Dermatology Oncology Fellow at Penn

Darosa Lim, MD: Centre Hospitalier de 'l' Universite de Montreal Academic Center - University of Montreal, Canada

David Milgraum, MD: Practicing in New Jersey

Harrison Phu Nguyen, MD, MBA, MPH: Clinical Assistant Professor, University of Texas Medical School at Houston; Chief Medical Officer and Fellowship Co-director Center for Clinical Studies

Aman Prasad, MD, PhD: Joined the Faculty at the University of Florida Practicing Dermatology and Dermatopathology

Corinne Rauck, MD: Dermatopathology Fellow at Penn

Olaf Rodriguez, MD: Dermatopathology Fellow at Penn

Shane Swink, DO: Chief of Pediatric Dermatology, Lehigh Valley Health Network; Associate, Advanced Dermatology Associates LTD., Allentown, PA

Arianna Yanes, MD: Mohs Surgery Fellowship at Massachusetts General Hospital

The 23rd Annual Bernard L. Hohenberg Memorial Lecture

On June 8, 2023, Penn Dermatology welcomed Millicent Sullivan, PhD, as the keynote speaker for the annual Bernard L. Hohenberg Memorial Lecture. Dr. Sullivan delivered an engaging presentation entitled, “Extracellular matrix-inspired strategies for gene therapy in regenerative medicine and wound healing.”

Dr. Sullivan, who is highly recognized for her expertise in chemical and biomolecular engineering, develops new biomaterials for drug delivery, gene delivery, and tissue engineering in her laboratory at the University of Delaware. She holds numerous leadership and academic positions including the Alvin B. and Julie O. Stiles Professor and Department Chair in Chemical & Biomolecular Engineering, Professor in Biomedical Engineering and the Founding Director of the Center for Preclinical Analysis. She is also an active member of the Penn Center for Targeted Therapeutics and Translational Nanomedicine (CT3N), an interdisciplinary center aiming to “facilitate and accelerate translational research in targeted therapeutics and nanomedicines.” In addition, Dr. Sullivan is an Honorary Professor of Chemical Engineering at the University of Melbourne, Australia, serves as a fellow at the American Institute for Medical and Biological Engineering and is an affiliate member of the Delaware Biotechnology Institute. Dr. Sullivan is the recipient of numerous academic and research awards and honors, including a Fulbright Future Award (2022), the Centennial Development Professorship (2016-2019) and the NSF Rules of Life, Building the Synthetic Cell Award (2019).

Over the last two decades, Dr. Sullivan has been invited to speak at more than 169 conferences, keynote lectures, seminars and panels. To date, she has authored over 66 publications, has presented 55 posters and has served as a research advisor for 12 completed PhD theses, 11 ongoing PhD theses and 4 completed Master’s theses. The Sullivan Laboratory designs biomaterials containing therapeutic targets for various diseases and wounds, including metastatic breast cancer, bone repair and cardiovascular repair.



Millicent Sullivan, MD,
23rd Annual Hohenberg Lecturer.



David Margolis, MD, PhD, and Millicent Sullivan, MD.

Recently, her lab began working in synthetic cell design using engineered polypeptides, centering on specific foci, including de novo peptide design, peptide and polymer self-assembly, and subcellular processing mechanisms. The National Institute of Health and the National Science Foundation consistently support Dr. Sullivan's research work with over \$22 million in research funds to date.



Dr. Sullivan presenting the annual Hohenberg Lecture.

We are grateful for Dr. Sullivan's time and information-rich presentation. To learn more about Dr. Sullivan and her research, you can visit her faculty page [here](#).

History:

This Lectureship honors the memory of Bernard L. Hohenberg. Despite facing numerous adversities throughout his life, including being jailed by the Gestapo at age 14, Mr. Hohenberg was a jovial and caring individual. Later, Mr. Hohenberg lived with leukemia for nearly a decade before being diagnosed with lung cancer. Despite the terminal nature of his condition, Mr. Hohenberg continued to live in a way that "his zest for life galvanized all those who had the privilege of knowing him." During treatments, Mr. Hohenberg developed a pressure ulcer that was defiant of all expert treatment. According to those who knew him, Mr. Hohenberg loosely stated about his ulcer, "I understand people are working all over the world to find a cancer cure, but why doesn't somebody find a better way of fixing what really bothers me: my sore bottom?!" Upon his passing, Mrs. Pixie Hohenberg endowed the Department in Mr. Hohenberg's honor to promote annual research in wound regeneration.




Penn Dermatology residents participating during the Hohenberg lecture.

The 36th Annual Donald M. Pillsbury Lectureship

The 36th Annual Donald M. Pillsbury Lectureship in Dermatology was held on Thursday, May 18th, 2023, in conjunction with the Center for Human Appearance. This lectureship commemorates the honorable life and legacy of Dr. Donald M. Pillsbury (1902-1980) who served as the Chair of the Dermatology Department for 20 years.

As a dermatology resident, and later as a professor at the University of Pennsylvania, Dr. Pillsbury produced novel research on the biochemistry of skin disease and disorders, shifting dermatology from a primarily therapeutic discipline to one grounded in basic science research and investigation. He contributed significantly to healthcare worldwide, providing military medical support during WWII and advocating for public dermatological health for the US.



M. Peter Marinkovich, MD.

Dr. Pillsbury set the groundwork for modern dermatology practice and research, highlighting investigation from world-renowned skin scientists and dermatologists. This year, we were delighted to invite M. Peter Marinkovich, MD, as our speaker. Dr. Marinkovich is currently Associate Professor of Dermatology at the Stanford School of Medicine, Director of the Stanford Bullous Disease and Psoriasis Clinics and attending dermatologist at the VA Palo Alto Medical Center.



Pillsbury Lectureship breakfast with Penn Dermatology faculty, students, and staff.

Dr. Marinkovich earned his BA in Biology from the University of California and his MD from St. Louis University. Dr. Marinkovich then completed his dermatology research and residency training at Oregon Health Sciences University under Dr. Robert Burgeson, assisting in discovering type VII collagen (C7), laminin-332 and their role in blistering diseases. Dr. Marinkovich earned an impressive national and international reputation throughout his career with over 140 peer-reviewed publications, six patents and highly coveted awards, including the Gold Award and Stelwagon Award from the American Academy of Dermatology.



Penn Dermatology participating in the Q&A portion of the lecture.

Dr. Marinkovich's exciting lecture, "Gene therapy for epidermolysis bullosa," detailed a recent phase 3 trial on a dystrophic epidermolysis bullosa gene therapy. Dystrophic epidermolysis bullosa is a rare genetic blistering disease caused by mutations in COL7A1, which encodes type VII collagen (C7). The study examined the results of a topical treatment called Beremagene Geperpavec (B-VEC), a herpes simplex virus type 1-based gene therapy designed to deliver the COL7A1 gene and restore C7 protein. The study concluded that topical administration of B-VEC resulted in a statistically significant increase in complete wound healing in patients with dystrophic epidermolysis bullosa.

We thank Dr. Marinkovich for his time educating us on his latest research. To learn more about Dr. Marinkovich and his work, you can visit his faculty page [here](#).



M. Peter Marinkovich, MD, and George Cotsarelis, MD.

Faculty Awards & Honors

Newsweek: America's Best Dermatologists 2023

Dr. Bruce Brod

- Office of Continuing Medical Education (CME) was granted Joint Accreditation with Commendation for an impressive duration of six years, stretching through July 2029.
- Dr. Bruce Brod assumed the role of Associate Dean of Continuing Medical Education and Interprofessional Collaboration in January 2023, just as the accreditation process was underway.

Bruce Brod, MD, MHCI, FAAD
 Joel Gelfand, MD, MSCE, FAAD
 William James, MD
 Ellen Kim, MD
 Christopher Miller, MD
 Adam Rubin, MD
 Victoria Werth, MD

Dr. Joel Gelfand

- Received the Distinguished Senior Investigator Award (Clinical Research) from the National Psoriasis Foundation
- Received the 2023 Outstanding Contributions Award from the American College of Epidemiology

Dr. Misha Rosenbach

Newly inducted member of the American Dermatological Association based on meritorious contributions to the field of Medicine and Dermatology

Dr. Adam Rubin

- Presidential Citation, American Academy of Dermatology
"In recognition of your dedication and leadership in the field of nails"
- Founders Award, Philadelphia Dermatological Society
- Elected to the Board of Directors of the American Society of Dermatopathology as a member at large

Dr. Misha Rosenbach & Dr. Sara Samimi

Penn Derm Residency program was ranked #1 by Doximity

Philadelphia Magazine's Top Docs 2023

Bruce Brod, MD	Ellen Kim, MD
George Cotsarelis, MD	Christopher Miller, MD
Emily Chu, MD	Michael Ming, MD
Cherie Ditre, MD	Alain Rook, MD
Rosalie Elenitsas, MD	Misha Rosenbach, MD
Amy Forrestel, MD	Adam Rubin, MD
Joel Gelfand, MD	Joseph Sobanko, MD
Analisa Halpern, MD	Shobana Sood, MD
William James, MD	Susan Taylor, MD
	Victoria Werth, MD



Dr. Junko Takeshita

Received the 2023 Distinguished Leader in Health Equity Award from the National Psoriasis Foundation on October 6, 2023

Castle Connolly Exceptional Women in Medicine 2023


Emily Chu, MD	Ellen Kim, MD
Cherie Ditre, MD	Shobana Sood, MD
Analisa Halpern, MD	Victoria Werth, MD

New Faculty Leadership




Bruce A. Brod, MD

Associate Dean for Continuing Medical Education/Interprofessional Collaboration (CME/IC) for the Perelman School of Medicine




Joel M. Gelfand, MD, MSCE, FAAD

Co-Creator & Director - the Center for Clinical Sciences in Dermatology (CCSD)



Ellen J. Kim, MD

Vice Chair of Clinical Operations



David J. Margolis, MD, PhD

Co-Creator & Director - the Center for Clinical Sciences in Dermatology (CCSD)



Temitayo A. Ogunleye, MD

Medical Director of the Perelman Center of Advanced Medicine (PCAM)



Misha Rosenbach, MD

Education Officer



Adam I. Rubin, MD

Director of Billing



Jennifer Villasenor-Park, MD, PhD

Associate Medical Director of the Perelman Center of Advanced Medicine (PCAM)



Carmela C. Vittorio, MD

Director of Medical Imaging

RETIREMENT OF RUDOLF R. ROTH, MD

Dr. Roth began at Penn Dermatology as a Clinical Assistant Professor of Dermatology and the Medical Director of Dermatology at Penn Medicine at Radnor in 2002. He was quickly promoted to Associate Professor and then Professor of Clinical Dermatology. Dr. Roth has made invaluable contributions to patient care and education. He was the heart and soul of Radnor dermatology for two decades. He particularly shined during the annual Radnor Holiday party where he gave out a symbolic gift conveying an important message about life and work. He was a master in both areas so his wisdom was always appreciated.

In education, he trained and supervised Katie Smith, the first Nurse Practitioner at Radnor, and hosted primary care residents rotating there. He also lectured to our residents and mentored junior faculty, but perhaps his greatest impact and legacy on education is to the Global Health Focus of our residency program. He developed the Global Dermatology Partnership, a program that facilitates relationships with international dermatology departments, including those in Botswana, Haiti, Guatemala, and Peru. Many residents, junior faculty members and students benefited from their travels to these countries with Dr. Roth. Notably, he supported this program by personally donating to it.

In recognition of his work outside of Penn, Dr. Roth was named an honorary professor in Dermatology at INDERMA, a dermatological institute in Guatemala. He also served on the Dermatology Education Committee, the Dermatology Clinical Practice Committee, the Guatemala-Penn Partnership Committee, Dermatology EMR Governance Committee and the Dermatology Operations Committee. He is a member of numerous international, national, and local societies, including the Health Volunteers Overseas, the American Academy of Dermatology, the Association of Military Dermatologists, and the Pennsylvania Academy of Dermatology. We held an event recognizing Dr. Roth for his contributions last February. We are sorry to see him go and thank him for all of his contributions to our department. We wish him all the best in his next chapter of life!



Dr. Roth being presented a Penn quilt at his retirement celebration



Rudolph R. Roth, MD



George Cotsarelis, MD, addressing attendees at Dr. Roth's retirement celebration

WELCOME TO OUR NEW DERMATOLOGY FACULTY AND INSTRUCTORS



Emily Baumrin, MD, MSCE

Emily Lynde Baumrin, MD, MSCE, joined the faculty as an Assistant Professor on the Clinician Educator track on July 1st, 2023. She earned her BA at Dartmouth College and MD at the Perelman School of Medicine at the University of Pennsylvania. Dr. Baumrin is board certified in both dermatology and internal medicine, having completed Harvard University's Combined Internal Medicine and Dermatology Residency Program. She received a Masters in Clinical Epidemiology (MSCE) degree here at Penn as an Instructor. Dr. Baumrin serves as the Director of the Puentes de Salud Clinic and the Graft-versus-host disease multidisciplinary clinic. She is developing a multidisciplinary clinic focused on Graft-versus-host Disease and is studying patient reported outcomes in this disorder.

Emily Hejazi, MD, MS

Emily Zhila Hejazi, MD, MS, joins us as an Assistant Professor on the AC track. Dr. Hejazi was an Assistant Professor at the New York University Grossman School of Medicine. Dr. Hejazi earned her BS at the University of Richmond, an MS in Biological Sciences and an MD at Drexel University. She then completed an Internal Medicine internship at Drexel University and a Dermatology residency at Albert Einstein College of Medicine and Montefiore Medical Center. She worked with Dr. Victoria P. Werth as a Post-Doctoral Fellow. She joins our clinical practice at the Presbyterian Medical Center as Director of Inpatient Consults for Dermatology at PPMC, which will entail collaborative efforts to develop and maintain an efficient model for performing inpatient consults at PPMC while ensuring effective and high quality patient care.



Jennifer Parker, MD, PhD, MPH

Jennifer J. Parker, MD, PhD, MPH, joins Penn Dermatology as an Assistant Professor of Dermatology on the AC track. Dr. Parker received her BS at Illinois State University and her PhD and MD at Stanford's Medical Scientist Training Program. She then completed her Internal Medicine internship at Rush University Medical Center, a Diagnostic Radiology residency at Yale New Haven Hospital, a Radiation Oncology residency at Northwestern Memorial Hospital and received an MPH at Harvard University. After completing her MPH, Dr. Parker became a Clinical Research Fellow at Northwestern University, focusing on radiation dermatitis. She served as the Chief Resident of Dermatology at Temple University Hospital. Dr. Parker's primary practice will be at Penn Medicine University City (PMUC), and two sessions per week at Penn Medicine Radnor. Dr. Parker's practice at Penn Medicine Radnor will include cosmetics and lasers with the opportunity to perform excisions at either, or both, practice sites.




Jina Chung, MD

Jina Chung, MD, will join our department as an Assistant Professor on the Academic Clinician (AC) track. Dr. Chung comes to Penn from Oregon Health & Science University where she was an Assistant Professor of Dermatology and Dermatopathology. She received her BS from Yale University and her MD from Johns Hopkins University School of Medicine. Dr. Chung completed her Internal Medicine internship at Mount Sinai Beth Israel, Dermatology residency at the University of Iowa, and Dermatopathology fellowship at Thomas Jefferson University. At OHSU, she directed the OHSU Cutaneous Lymphoma Clinic and is interested in lymphoproliferative disorder research. She will join the CTCL team here and establish expertise in cutaneous lymphoma in both the clinic and as a dermatopathologist.



WELCOME TO OUR NEW DERMATOLOGY FACULTY AND INSTRUCTORS



Sola Choi, MD

Sola Choi, MD, will join Penn Dermatology as a Penn Medicine Clinician. Dr. Choi earned her BS in Biology and her MD at Harvard University. She completed her medical internship at Mt. Auburn Hospital in Cambridge, Massachusetts. She then completed her dermatology residency at Dartmouth-Hitchcock Medical Center, serving as Chief Resident. Since completing her residency, Dr. Choi practiced dermatology at various private practices throughout Massachusetts and New Jersey. Throughout her career, she has received numerous awards for her work as a clinician, including Top Doctor in Castle Connolly Magazine (2015-2016) and Favorite Kids Doc (2014-2015). She will be seeing patients at our Bucks county practice.

Victoria Fang, MD, PhD

Victoria Fang, MD, PhD, joins Penn Dermatology as an Instructor of “Pathophysiology of Skin Disease.” Dr. Fang earned her BA at Amherst College and her PhD and MD at NYU School of Medicine. She then completed her Internal Medicine internship at the University of Pennsylvania. She is 4th year resident at the University of Pennsylvania under the Dermatology Research Track. She is a post-doctoral fellow at the labs of E. John Wherry, PhD and Aimee Payne, MD, PhD. She has a strong focus on service and global health working in Guatemala and Vietnam. Dr. Fang founded JRNLclub, a science communication platform in 2019, aiming to increase engagement with scientific literature. She is affiliated with both Penn Dermatology Perelman and Penn Dermatology Oncology Perelman.



Katharina Shaw, MD

Katharina Stephanie Shaw, MD, joins Penn Dermatology as a Complex Med Derm Instructor. Dr. Shaw earned her BA and MD at Columbia University. She then completed her Internal Medicine residency at the Memorial Sloan Kettering Cancer Center and her Dermatology residency at NYU Langone. She completed a Dermatology-Rheumatology Fellowship at Harvard Medical School where she focused on dermatomyositis treatment. She served as a Clinic Preceptor for the Skin and Musculoskeletal Related Disease Clinic, the Connective Tissue Disease Clinic and the Pediatric Connective Disease Clinic at Brigham and Women’s Hospital.



Penn Medicine DERMATOLOGY

Congratulations to our Promoted Faculty!



Jeremy R. Etzkorn, MD

Promoted to Associate
Professor on the CE track



H. William Higgins, MD

Promoted to Associate
Professor on the CE track



Misha Rosenbach, MD

Promoted to Professor on
the CE track




Pateleimon Rompolas, PhD

Promoted to Associate
Professor with Tenure



Adam I. Rubin, MD

Promoted to Professor
on the CE track



Penn Medicine
DERMATOLOGY
Established 1874

2023 PRE-RESIDENCY FELLOWS IN SKIN OF COLOR DERMATOLOGY

Penn Dermatology is committed to the diversity of patients we are privileged to care for, and we seek to improve training of the dermatology workforce to better serve those patients. In 2018 Dr. Susan Taylor, Vice Chair for Diversity, Equity & Inclusion, in the Department of Dermatology, founded the Pre-Residency Fellowship in Skin of Color Dermatology program. This program is designed to provide medical students interested in becoming dermatologists with experience learning Skin of Color Dermatology through research and mentorship. Funded by the Department of Dermatology, the program sponsors year-long fellowships for rising fourth year medical students to immerse themselves in clinical research and develop skills that will be invaluable for their future careers.



Charissa Obeng-Nyarko, MS

Charissa Obeng-Nyarko earned a Bachelor of Science at Florida A & M University and a Master of Science in Biomedical Sciences from Florida State University College of Medicine. Soon after, she became a medical student at Florida State University College of Medicine. She joined the University of Pennsylvania as a Fellow in Skin of Color Dermatology under the mentorship of Dr. Susan C. Taylor and Dr. Temitayo Ogunleye. Charissa has interests including skin of color dermatology, complex medical dermatology, derm-infectious diseases, and procedural dermatology. She is passionate about harnessing cultural competence, clinical research, and community outreach to serve diverse patient populations.

Kevin Puerta Durango, BS, BA

Kevin Puerta Durango was born in Medellin, Colombia and lived there until he moved to Miami, Florida at the age of three. He attended Florida International University (FIU), where he double majored in Biology and Psychology. Prior to starting medical school, Kevin worked as a middle school science teacher in North Miami. Kevin also worked at the FIU Summer Academy, which is designed to improve school readiness outcomes of preschool children with externalizing behavioral problems. In addition to exploring the relationship between health and education, Kevin is interested in finding innovative ways to better serve immigrant communities. While attending Geisel School of Medicine at Dartmouth, he joined the University of Pennsylvania as a Research Fellow in Skin of Color Dermatology under Dr. Susan C. Taylor's mentorship. His research focuses on atopic dermatitis, increasing accessibility to treatment, and improving diversity in medicine.



Shanelle Jackson, BS

Shanelle Jackson is a rising fourth-year medical student at Michigan State University College of Human Medicine. Raised in the busy metro Detroit, Shanelle attended Michigan State University, where she earned a Bachelor of Science in Human Biology. With a keen interest in various areas of medicine, Shanelle is passionate about skin health, health equity, and the need to diversify the medical field. She is committed to community outreach and believes in the power of mentorship to inspire future generations of medical professionals. Shanelle's research endeavors are focused on investigating alopecia, delving into both clinical aspects and genetic makeup to explore potential treatments. As part of her journey, Shanelle is thrilled to be a Fellow in Skin of Color Dermatology under the guidance of Dr. Susan Taylor. She looks forward to learning more about positively impacting communities and people of color, while striving to create a more inclusive and equitable healthcare system.



IN MEMORIAM:



WILLIAM K. SHERWIN, MD, PHD



It is with a heavy heart that the Department of Dermatology at the Perelman School of Medicine recognizes the passing of William Kevin Sherwin, MD, PhD, at the age of 75. Dr. Sherwin was a graduate of our Dermatology residency program (in 1979) and a highly productive clinician who contributed greatly to the Department's educational and clinical missions on multiple levels. As a private practitioner, he consistently volunteered his time to attend in our resident clinic, he attended Duhring conference, and he provided patients and biopsies for the teaching of our residents and fellows. As an affiliated faculty member, he reflected well on the department by his dedication to providing excellent care to his patients.

A Philadelphia native, Dr. Sherwin graduated from St. Joseph's Prep in 1965 and earned his bachelor's degree in Physics from St. Joseph's College in 1969. He was the first student accepted into the Perelman School of Medicine's combined MD, PhD program. Dr. Sherwin completed his PhD thesis in the pathology department, studying the humoral immune system in the lab of Peter C. Nowell, MD, a renowned scientist, life-long mentor, and friend. After completing his dermatology residency at Penn, Dr. Sherwin joined the private practice of Herbert Goldschmidt, MD, in Bala Cynwyd, PA, where he practiced dermatology for more than 40 years.

Dr. Sherwin also contributed greatly to dermatology at the local, state and national levels. He was on the Pennsylvania Academy of Dermatology Board of Directors for over 30 years and he was President of the PAD in 1994. During that period, he represented the AAD in Washington to help protect the value of our procedure codes. This led to the PAD becoming active in national affairs, which led to political activism at both the state and national levels. The PAD is now one of the most active state societies in the country, winning awards from the AAD almost every year.

During his PAD presidency, together with Drs. Bill Horn and Ken Wasserman, Dr. Sherwin led the charge for dermatologists to retain their ability to send biopsy specimens to the labs of their choice. Dr. Horn recalls that "the group compiled many cases of misdiagnoses by non-dermatopathologists which were presented at a meeting with insurance companies. They were successful in having dermpath carved out so that dermatologists could continue to send their specimens to the labs of their choice." This policy remains in place to this day and resulted in improved patient care.

Dr. Sherwin was a cherished member of the American Medical Association, the American Academy of Dermatology, the Pennsylvania Academy of Dermatology, the Pennsylvania Medical Society, the Montgomery County Medical Society, the Philadelphia Dermatological Society, and the Royal Society of Medicine.

Dr. Sherwin will be remembered for his passion for dermatology, teaching and patient care. He had a strong sense of justice and analyzed issues in great detail, but always retained a sense of humor and an appreciation of all sides of an issue. Our heartfelt sympathy goes out to his family and all who had the pleasure of knowing him. Dr. Sherwin will be dearly missed.

FACULTY DIRECTORY 2023



George Cotsarelis, MD
Chair
Hair and Scalp Disorders



Elizabeth Grice, PhD
Vice Chair, Basic Science
Research
Skin Microbiome



Ellen Kim, MD
Vice Chair, Clinical Operations
Cutaneous T-Cell Lymphoma,
Graft-vs-Host Disease,
Photopheresis Services



David Margolis, MD, PhD
Vice Chair, Faculty Affairs
Dermatopharmacoepidemiology



Misha Rosenbach, MD
Vice Chair, Education
Granulomatous Diseases,
Neutrophilic Diseases, and
Drug Reactions



Sarah Samimi, MD
Vice Chair, Quality and Safety
Cutaneous T-Cell Lymphoma,
General Dermatology



Susan Taylor, MD
Vice Chair, Diversity, Equity
& Inclusion
Hair and Scalp Disorders,
Hyperpigmentation, Melasma



Emily Baumrin, MD, MSCE
Graft-vs-Host Disease,
Oncodermatology,
Epidemiology



Edward Bondi, MD
Sun Damaged Skin, Melanoma
and Non-Melanoma Skin
Cancer



Bruce Brod, MD
Allergic Contact Dermatitis,
Patch Testing, Health Policy,
Moles and Skin Cancer



Katherine Brown, MD
Atopic Dermatitis, Allergic
Contact Dermatitis, General
Dermatology




Brian Capell, MD, PhD
Melanoma and Cutaneous
Malignancies, High-Risk Skin
Cancer, Aging Skin, Epigenetics



**Zelma Chiesa Fuxench, MD,
MSCE**
Psoriasis, Atopic Dermatitis,
General Dermatology



Juliana Choi, MD, PhD
Acne and Rosacea,
Hyperhidrosis, General
Dermatology




Sola Choi, MD
General Dermatology



Emily Chu, MD, PhD
Dermatopathology,
Melanoma and Cutaneous
Malignancies, Genetic
Diseases, Oncodermatology



Esther Chung, MD
Acne and Rosacea, Aging
Skin, Atopic Dermatitis,
Cosmetic Skin Enhancement,
Laser Treatment, Psoriasis,
General Dermatology



Jina Chung, MD
Cutaneous T-Cell
Lymphoma,
Dermatopathology



Magaly Del Monaco, DO
Aging Skin, Cosmetic Skin
Enhancement, Laser Treatment
Services



Cherie Ditre, MD
Aging Skin, Laser Treatments
Cosmetic Skin Enhancements



Rosalie Elenitsas, MD
Dermatopathology, Melanoma
and Cutaneous Malignancies



Christoph Ellebrecht, MD
Autoimmune Diseases,
Blistering Diseases, General
Dermatology



Jeremy Etkorn, MD
Melanoma and Cutaneous
Malignancies, Mohs and
Reconstructive Surgery



Amy Forrestel, MD
Oncodermatology, General
Dermatology



Joel Gelfand, MD, MSCE
Phototherapy, Psoriasis,
Epidemiology



Cerrene Giordano, MD
Melanoma and Cutaneous
Malignancies, Mohs and
Reconstructive Surgery



Analisa Halpern, MD
Psoriasis, Acne and Rosacea,
Atopic Dermatitis, General
Dermatology



Emily Z. Hejazi, MD, MS
Complex Medical Dermatology



**H. William Higgins, II, MD,
MBE**
Melanoma and Cutaneous
Malignancies, Mohs and
Reconstructive Surgery



Phillip Holler, MD, PhD
Hair and Scalp Disorders,
General Dermatology



Jing Huang, MD
Acne and Rosacea, Atopic
Dermatitis, Psoriasis, General
Dermatology



Neha Jariwala, MD
General Dermatology,
Cutaneous T cell Lymphoma,
Melanoma and Cutaneous
Malignancies

FACULTY DIRECTORY 2023 (CONTINUED)




Anna E. Kersh, MD, PhD
Lichen Planus, Allergic Contact Dermatitis, Patch Testing, General Dermatology




Joseph Kist, MD
General Dermatology



Carrie Kovarik, MD
Dermatopathology, Infectious Diseases, LGBTQ+ Health, Telemedicine



Thomas Leung, MD, PhD
Aging Skin, Genetic Disease Dermatology



Ming-Lin Liu, MD, PhD
Research: Skin Inflammation, Autoimmune Diseases



Robert Micheletti, MD
Autoimmune Disease, Blistering Diseases, Graft-vs-Host Disease, Infectious Disease, General Dermatology



Heather Milbar, MD, MPH
Hair Loss Disorders



Christopher Miller, MD
Melanoma and Cutaneous Malignancies, Mohs and Reconstructive Surgery



Michael Ming, MD
Melanoma and Cutaneous Malignancies, Pigmented Lesions



Nicholas Mollanazar, MD, MBA
LGBTQ+ and Immunosuppressed Dermatology, Chronic pruritus, Eczema, General Dermatology



Michelle Oboite, MD
Hair and Scalp Disorders, General Dermatology, Pediatric Dermatology (CHOP)



Temitayo Ogunleye, MD
Skin of Color Dermatology, General Dermatology



Lisa Pappas-Taffer, MD
Morphea, Scleroderma, Lichen Sclerosus, Cutaneous Lupus, Dermatomyositis, Mucocutaneous Lichen Planus, Lichen Planopilaris



Jennifer Parker, MD, PhD, MPH
General Dermatology, Excisions, Skin of Color, Cosmetics & Lasers



Douglas Pugliese, MD, MPH, CWSP
Wound Care, General Dermatology



Todd Ridky, MD, PhD
Melanoma and Cutaneous Malignancies, General Dermatology



Panteleimon Rompolas, PhD
Research: Stem Cells, Skin Regeneration, Novel Imaging Techniques



Alain Rook, MD
Cutaneous T-Cell Lymphoma and Other Immune Mediated Diseases



Adam Rubin, MD
Dermatopathology, Nail Disorders



John Seykora, MD, PhD
Dermatopathology, Hair and Scalp Dermatopathology



Daniel Shin, PhD
Dermatoepidemiology, Biostatistics, Clinical Trials



Meera Sivendran, MD
General Dermatology



Joseph Sobanko, MD, MBA
Aging Skin, Cosmetic Enhancements, Laser Treatment, Melanoma and Cutaneous Malignancies, Mohs and Reconstructive Surgery



Shobana Sood, MD
Aging Skin, Cosmetic Skin Enhancement, Laser Treatment, Melanoma and Cutaneous Malignancies, Mohs and Reconstructive Surgery



Katherine Steele, MD
Oncodermatology, Transplant Dermatology, General Dermatology



Junko Takeshita, MD, PhD, MSCE
Phototherapy Services, Psoriasis, General Dermatology



Jennifer Villasenor-Park, MD, PhD
Aging Skin, Cosmetic Skin Enhancements, Cutaneous T-Cell Lymphoma, Laser Treatment, General Dermatology



Carmela Vittorio, MD
Acne and Rosacea, Cutaneous T-Cell Lymphoma, General Dermatology



Julie Wahrman Cramer, MD
Cosmetic Skin Enhancements, General Dermatology



Joanna Walker, MD
Rare and Advanced Skin Cancer, Melanoma and Cutaneous Malignancies, Mohs and Reconstructive Surgery



Michelle Weir, MD
Hair Disorders, Hidradenitis Suppurativa, General Dermatology



Victoria Werth, MD
Lupus, Dermatomyositis, Autoimmune Blistering Diseases, Pemphigus, Pemphigoid, Autoimmune Skin Diseases



Junqian Zhang, MD
Melanoma and Cutaneous Malignancies, Mohs and Reconstructive Surgery

CHOP PEDS-DERM FACULTY (2023)



Marissa Perman, MD
Section Chief
Atopic Dermatitis,
Hemangiomas/birthmarks,
Epidermolysis Bullosa,
Polycystic Ovarian Syndrome



Melinda Jen, MD
Pigmented Lesions, Surgery
and Laser Dermatology,
General Dermatology



Michele Khurana, MD
Teledermatology, General
Dermatology



Mary Larijani, MD
General Dermatology



Amanda Moon, MD
Teledermatology, General
Dermatology



James Treat, MD
Hemangiomas, Comprehen-
sive Vascular Anomalies,
Beckwith-Wiedemann Synd-
rome, General Dermatology



Albert Yan, MD
Atopic Dermatitis, Congenital
Ichthyosis, Rare Skin Disorders

ASSOCIATED FACULTY



Roman Bronfenbrener, MD*
General Dermatology



Steven Fakharzadeh, MD, PhD
Genetic Disease Dermatology



Daniel Roling, MD*
General Dermatology

EMERITUS + RETIRED FACULTY



Paul Gross, MD



William James, MD



James Leyden, MD



Sarah Millar, PhD



John Stanley, MD



Richard Wortzel, MD, PhD

**Please note that an asterisk designation indicates part-time*



Penn Medicine
DERMATOLOGY
Established 1874

DUHRING GRAND ROUNDS SCHEDULE

JANUARY - JUNE 2024

<p>January 4, 2024 7:00 AM – 7:50 AM</p>	<p>Virtual Patient Viewing & Discussion *Please note unique Zoom link for January sessions*</p>	<p>April 18, 2024 7:00 AM – 8:00 AM</p>	<p>Virtual Patient Viewing & Discussion</p>
<p>January 11, 2024 7:00 AM – 7:50 AM</p>	<p>Virtual Patient Viewing & Discussion *Please note unique Zoom link for January sessions*</p>	<p>April 25, 2024</p>	<p>*No Duhring Grand Rounds this week*</p>
<p>January 18, 2024 7:00 AM – 7:50 AM</p>	<p>Virtual Patient Viewing & Discussion *Please note unique Zoom link for January sessions*</p>	<p>May 2, 2024 7:00 AM – 8:00 AM</p>	<p>Virtual Patient Viewing & Discussion</p>
<p>January 25, 2024</p>	<p>*No Duhring Grand Rounds this week*</p>	<p>May 9, 2024 10:00 AM – 11:00 AM</p>	<p>Hybrid Patient Viewing & Discussion Location: Discussion in Auditorium (hybrid option available) Duhring Lectureship Conference: Health Equity Rounds Lecturer: TBA Title: TBA Location: Hybrid Session – SCTR Auditorium & Via Zoom</p>
<p>February 1, 2024 7:00 AM – 8:00 AM 8:00 AM – 9:00 AM</p>	<p>Virtual Patient Viewing & Discussion Duhring Lectureship Conference: Health Equity Rounds Lecturer: TBA Title: TBA Location: Virtual Session</p>	<p>May 15-18, 2024</p>	<p>Society for Investigative Dermatology (SID) Meeting</p>
<p>February 8, 2024 10:00 AM – 11:00 AM 11:00 AM – 12:00 PM</p>	<p>Hybrid Patient Viewing & Discussion Location: Discussion in Auditorium (hybrid option available) Lecturer: Nancy Rothbard, PhD David Pottruck Professor, Professor of Management Deputy Dean, The Wharton School University of Pennsylvania Title: TBA Location: Hybrid Session – SCTR Auditorium & Via Zoom</p>	<p>May 16, 2024</p>	<p>*No Duhring Grand Rounds this week*</p>
<p>February 15, 2024 7:00 AM – 8:00 AM</p>	<p>Virtual Patient Viewing & Discussion</p>	<p>May 23, 2024 7:00 AM – 8:00 AM</p>	<p>Virtual Patient Viewing & Discussion</p>
<p>February 22, 2024</p>	<p>*No Duhring Grand Rounds this week*</p>	<p>May 30, 2024 10:00 AM – 11:00 PM</p>	<p>37th Annual Donald M. Pillsbury Lectureship Lecturer: Samuel T. Hwang, MD, PhD Professor and Chair, Department of Dermatology University of California - Davis Title: TBA Location: Hybrid Session – SCTR Auditorium & Via Zoom Luncheon Location: TBA</p>
<p>February 29, 2024 7:00 AM – 8:00 AM</p>	<p>Virtual Patient Viewing & Discussion</p>	<p>June 6, 2024 10:00 AM – 11:00 AM</p>	<p>Hybrid Patient Viewing & Discussion Location: Discussion in Auditorium (hybrid option available)</p>
<p>March 7, 2024</p>	<p>*No Duhring Grand Rounds this week*</p>	<p>11:00 AM – 12:00 PM</p>	<p>23rd Annual Bernard L. Hohenberg Memorial Lecture Lecturer: Roslyn Rivkah Isseroff, MD Distinguished Professor, University of California-Davis, Department of Dermatology; Chief of Service of Dermatology, VA Northern California Health System Title: TBA Location: Hybrid Session – SCTR Auditorium & Via Zoom</p>
<p>March 8-12, 2024</p>	<p>American Academy of Dermatology</p>	<p>June 13, 2024 10:00 AM – 11:00 AM</p>	<p>Hybrid Patient Viewing & Discussion Location: Discussion in Auditorium (hybrid option available)</p>
<p>March 14, 2024 8:00 AM – 3:00 PM 11:00 AM – 12:00 PM</p>	<p>Penn SBDRG Symposium and Trainee Research Day Keynote Speaker: Bogi Andersen, MD Professor, Departments of Endocrinology and Biological Chemistry; University of California, Irvine, School of Medicine Title: TBA Location: BRB Gaulton Auditorium and Lobby & via Zoom **Registration Required**</p>	<p>11:00 AM – 12:00 PM</p>	<p>Lecturer: Sunny Wong, PhD Associate Professor, Department of Dermatology Associate Professor, Department of Cell and Developmental Biology University of Michigan Title: TBA Location: Hybrid Session – SCTR Auditorium & Via Zoom</p>
<p>March 21, 2024 7:00 AM – 8:00 AM</p>	<p>Virtual Patient Viewing & Discussion</p>	<p>June 20, 2024 7:00 AM – 8:00 AM</p>	<p>Virtual Patient Viewing & Discussion</p>
<p>March 28, 2024</p>	<p>*No Duhring Grand Rounds this week*</p>	<p>June 27, 2024</p>	<p>*No Duhring Grand Rounds this week*</p>
<p>April 4, 2024 10:00 AM – 11:00 AM 11:00 AM – 12:00 PM</p>	<p>Hybrid Patient Viewing & Discussion Location: Discussion in Auditorium (hybrid option available) Lecturer: Benjamin Chong, MD, MSCS Associate Professor, Department of Dermatology University of Texas Southwestern Medical Center Title: TBA Location: Virtual Session</p>		
<p>April 11, 2024 10:00 AM – 11:00 AM 11:00 AM – 12:00 PM</p>	<p>Hybrid Patient Viewing & Discussion Location: Discussion in Auditorium (hybrid option available) Lecturer: Maryanne Makredes Senna, MD Assistant Professor of Dermatology, Harvard Medical School; Director, Lahey Hair Loss Center of Excellence and Hair Academic Innovative Research Unit; Lahey Hospital and Medical Center, Dermatology Title: TBA Location: Hybrid Session – SCTR Auditorium & Via Zoom</p>		

Please email

PennDermAlumni@uphs.upenn.edu

with any questions.